

Alliance Aviation Services Limited



Results Presentation
For Year Ended 30 June 2022

10 August 2022





Contents

03.	KEY MESSAGES
04.	E190 DEPLOYMENT ACTIVITY
05.	FIVE REVENUE STREAMS
06.	OPERATIONAL METRICS
07.	FINANCIAL SUMMARY
15.	DEPLOYING THE E190'S
16.	ROCKHAMPTON HANGAR
17.	OUTLOOK
19.	GROWING CLIENT CONTRACT BASE
20.	COMMODITY EXPOSURE
21 & 22.	CONTRACT AND WET LEASE FOOTPRINT
23.	ESG OVERVIEW
24.	OPERATIONAL EXCELLENCE

Key Messages

Alliance Aviation Services Limited announces a full year result which includes:

- Significant increase in contracted wet lease revenue from April 2022;
- Stable earnings from contract revenue clients;
- Strong underlying operating cash flows;
- Record flight hours with increases in contract and wet lease hours;
- Significant growth in E190 activity from April 2022 however tempered by the continuing impacts of COVID-19 on the aviation industry as a whole; and
- Alliance has continued to invest in crew and aircraft to ensure increasing capacity demands were met.



Underlying profit before tax of \$45.3.m¹



Increased underlying cash generation which continued to fund growth



Revenue from operations of \$367.5m, up 19%



14 x E190 aircraft added to the operating fleet – Fleet total, 61²



Contracted wet lease hours increased by 612% however continued to be tempered by COVID19



Flight hours up 25% to 47,519. Growth to continue³

1. Underlying PBT and underlying cash flow are a non-statutory measures and used for the purpose of assessing the performance of Alliance during the year against comparable measures in the previous year.
2. This number includes two E190 aircraft currently on dry lease.
3. Subject to the impacts of COVID-19 on domestic capacity demands.

E190 Deployment Activity

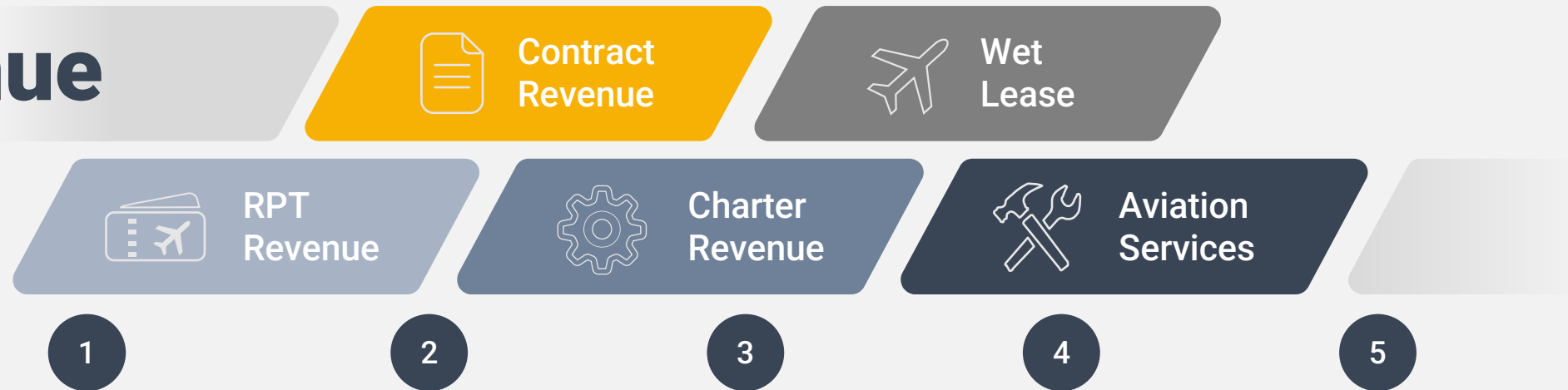
Alliance has continued to invest in E190 crew and E190 aircraft.

Demand is currently greater than capacity and Alliance has adapted its training programs to ensure new pilots are operational in the shortest time possible.

Activity	Status – June 2022	Status – December 2021
Contracted wet lease activity	18 options exercised with 13 delivered. Balance of five aircraft will be called up in July, November, December and January (x2).	10 options exercised with five delivered.
E190 recruitment	Staff employed to deliver our E190 fleet: 116 E190 pilots 135 E190 cabin crew 40 E190 licensed engineering staff	Staff employed to deliver our E190 fleet: 78 E190 pilots 77 E190 cabin crew 36 E190 licensed engineering staff
Rockhampton Hangar	Project Status Final slab – 23/08/2022 Roof cladding – 01/09/2022 Wall cladding - 04/10/2022. Practical Completion – 21/12/2022 Operational – February 2023	Construction has commenced in Rockhampton to deliver a state-of-the-art maintenance facility. This facility will be critical for the continual operational excellence of Alliance.
E190 simulator	To increase training throughput, up to 44 pilots will conduct simulator training overseas. One additional E190 simulator being sourced and expected in service in Brisbane late CY2023	One E190 simulator operational in Brisbane

Five Revenue Streams

Wet lease activity experience the most significant growth in FY2022. Contract revenue continues to increase from a mix of new customers and increased rates.



1 Contract Revenue

Long-term contract flying

- Growth in revenue (21%) and hours (4%) compared to prior comparative period (pcp).
- Sustained activity in the resources sector in addition to a number of charter customer conversions.
- Two contract renewals in the year with another near execution stage.

2

2 Wet Lease

Operating Alliance aircraft for other carriers

- Wet lease revenue grew by 610% in the year.
- 13 E190's operating on contracted wet lease routes at balance date.
- Capacity requests continue to increase from both Alliance's contracted wet lease customers.

3

3 RPT Revenue

Regular public transport services to regional ports

- RPT revenue decreased by 47% on the prior year as a result of a strategic decision of the Group to further reduce its RPT footprint and focus contract charter and on being a wholesaler of capacity.

4

4 Charter Revenue

Short-term income from ad-hoc requests

- Charter revenue reduced by 42% when compared to pcp reflecting the ad-hoc nature of the revenue.
- Material charter client conversion to contract revenue in late FY2022.

5

5 Aviation Services

Allied aviation services

- Aviation services revenue consisted of part sales and one engine transaction during the year.
- Aerodrome management continues to contribute positively.
- Dry lease income is shown as Other Income in the financial statements.

Operational Metrics

Alliance continues to deliver a strong operational performance. The Company is now transitioning from a period of investment in growth to a return on investment phase.

Detail	30 June 2022	30 June 2021
Aircraft in service – Fokker ¹	42	43
Aircraft in service – Embraer ²	19	5
Flight Hours – contracted	26,926	25,873
Flight Hours – wet lease	16,112	2,262
Flight Hours – RPT	1,934	4,759
Flight Hours – charter	1,946	4,479
Flight Hours – other (incl. maintenance)	601	540
Total Flight Hours	47,519	37,913
Closing Staff Numbers (FTE)	916	717
Contract revenue as a % of Total Revenue	57%	69%

¹ Includes all operational aircraft whether flying or in base maintenance.

² Includes all operational aircraft whether flying or in base maintenance. Includes two E190's on dry lease to a third party.

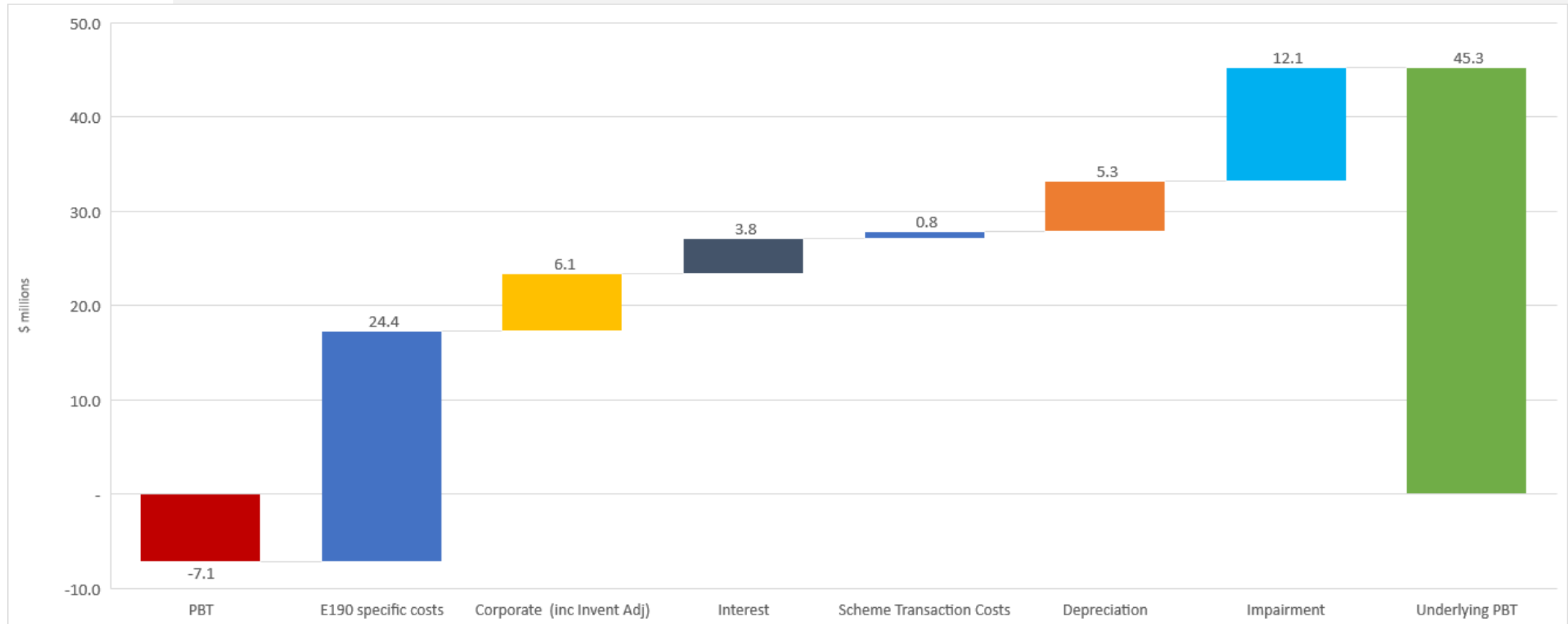
Financial Summary

For the year ended
30 June 2022



Statutory to Underlying PBT Bridge

Alliance continued to invest in growth in FY2022 with activity growth not occurring until April 2022.



Income Statement

Observations:

- Wet lease revenue experienced the most significant increase in FY2022 as a result of increased activity from April 2022;
- Contract revenue grew as a result of increases in prices and the conversion of clients from Charter to Contract;
- The RPT footprint continues to reduce as Alliance focuses on its core business. An important strategic move as fuel prices increase;
- Dry lease revenue of \$3.5 million included in Other Income;
- Operating expenses have increased as a result of the E190 introduction program. Total Staff Costs alone increased by \$38.3 million or 42.9%;
- Finance costs have increased due to the higher levels of debt; and
- Depreciation has increased in line increased fleet numbers and utilisation.

(\$ in millions)	30 June 2022 Actual	Restated 30 June 2021 Actual	% PCP Change
Revenue			
Contract revenue	257.8	214.2	21%
Wet lease revenue	55.4	7.8	610%
Charter revenue	25.4	43.7	(42%)
RPT revenue	17.9	33.6	(47%)
Aviation services	8.9	8.0	11%
Other (Incl. FX)	4.0	(0.8)	600%
Total revenue	369.4	306.5	21%
Operating expenses	(321.8)	(218.8)	(47%)
EBITDA	47.6	87.7	(46%)
Depreciation and amortisation	(47.0)	(36.9)	(27%)
EBIT	0.6	50.8	(99%)
Finance costs	(7.7)	(2.6)	(196%)
PBT	(7.1)	48.2	(115%)
Income tax expense	1.9	(14.6)	114%
NPAT	(5.2)	33.6	(115%)
Basic EPS (cents)	(3.2)	21.0	(85%)

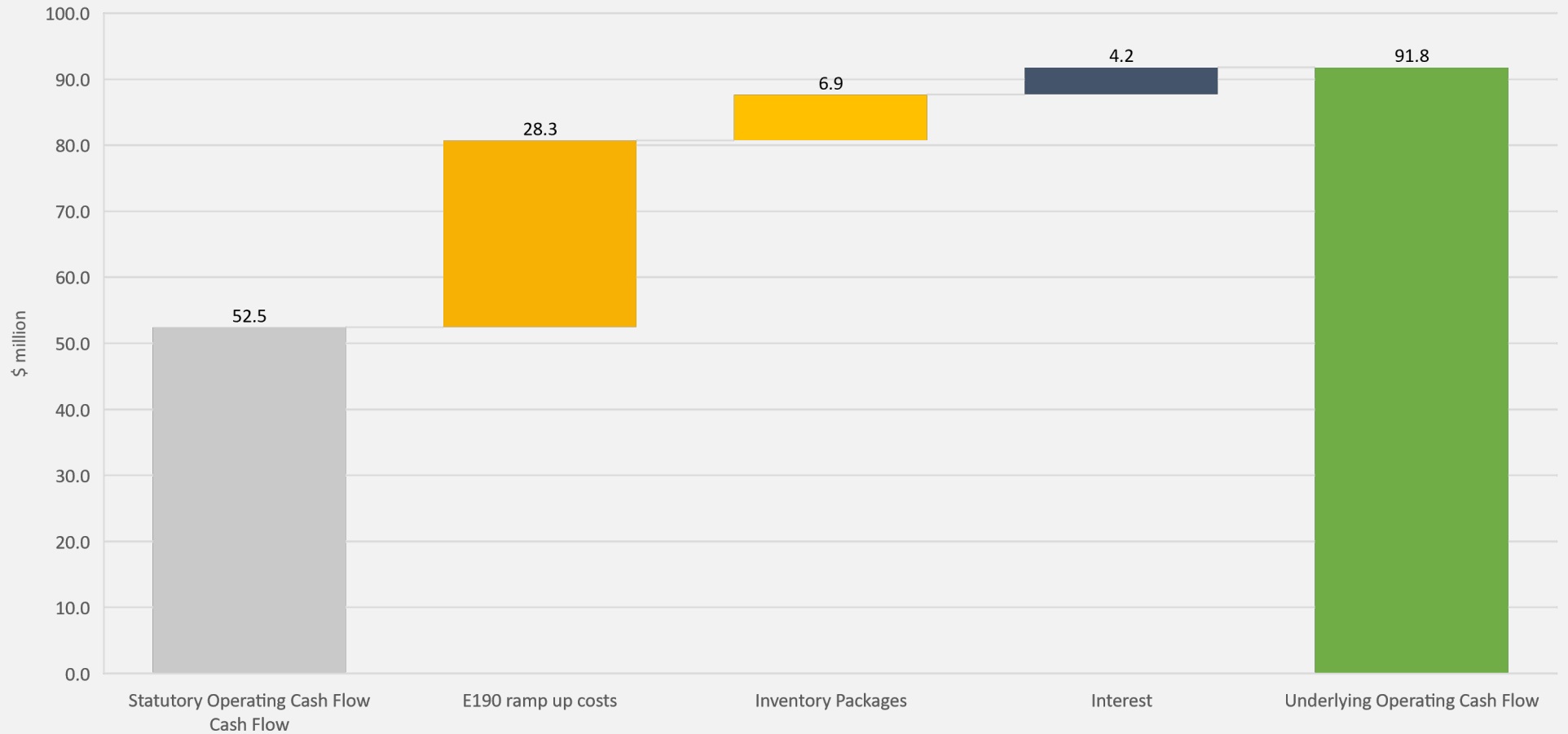
Statement of Financial Position

Observations:

- 32 E190 aircraft have now been paid for with 19 in service at balance date. One E190 settles between the months of July and December;
- F50 asset held for sale recognised in FY2022;
- Trade and other payables increased due to the increasing costs base and activity;
- Provisions increased due to the impact of CPI on annual and long service leave balances;
- The increase in borrowings was a result of increases in facilities for working capital requirements and the initial draw downs from NAIF for the Rockhampton Hangar Project; and
- Debt increased by \$33.8 million to \$190 million. Net debt at 30 June 2022 was \$169.2 million.

(\$ in millions)	30-Jun-22	30-Jun-21	% PCP Change
	Actual	Actual	
Cash	20.9	36.2	(42%)
Receivables	57.1	49.4	16%
Inventory	82.4	85.0	(3%)
Disposal grouped held for sale	4.6	0.0	n/a
Total current assets	165.0	170.6	(3%)
PP&E & Intangibles	474.2	407.1	16%
Right of use assets	27.2	28.0	(3%)
Total non-current assets	501.4	435.1	15%
Total assets	666.4	605.7	10%
Trade & other payables	76.6	44.2	(73%)
Borrowings	5.2	4.8	(8%)
Current tax liabilities	1.2	3.5	66%
Lease liabilities	2.6	2.2	(18%)
Provisions / other	15.2	11.8	(29%)
Total current liabilities	100.8	66.5	(52%)
Borrowings	184.8	151.5	(22%)
Deferred tax liability	39.2	41.3	5%
Lease liabilities	26.9	26.9	0%
Provisions / other	1.3	1.3	0%
Total non-current liabilities	252.2	221.0	(14%)
Total liabilities	353.0	287.6	(23%)
Net assets	313.4	318.1	(2%)

Statutory to Underlying Operating Cashflow



Cash Flow Statement

Observations:

- Statutory operating cash flow increased by 32% as a result of increasing contract prices and activity and the increasing wet lease services;
- Operating cash flow includes \$6.9 million of inventory settlements, and \$39.1 million of setup costs incurred as part of the E190 fleet expansion project;
- Payments for PP&E consisted of \$68.1 million in Embraer fleet capex and \$19.7 million in Fokker maintenance and engine program costs;
- \$11.5 million was drawn down in the year for the Rockhampton Hangar Project.
- Debt drawdowns utilised to fund the purchase of the 9 E190 aircraft, working capital requirements and the Rockhampton Hangar Project.

(\$ in millions)	30 June 2022	30 June 2021
Receipts from customers (inclusive of GST)	415.4	336.9
Payments to suppliers (inclusive of GST)	(354.9)	(294.7)
Net interest (paid)/received	(6.6)	(1.4)
Income tax paid	(1.5)	(1.0)
Net cash inflow from operating activities	52.4	39.8
Net payments for aircraft, property, plant & equipment	(99.3)	(205.7)
Free cash flow	(46.9)	(165.9)
Proceeds from share issue	-	3.4
Proceeds from borrowings	38.5	146.5
Repayment of borrowings	(4.7)	(44.6)
Principal elements of lease payments	(2.2)	(2.0)
Dividends paid	-	-
Net cash outflow from financing activities	31.6	103.3
Net increase in cash and cash equivalents	(15.3)	(62.6)
Effects of currency translation on cash and cash equivalents	-	-
Cash & cash equivalents at the beginning of period	36.2	98.8
Cash & cash equivalents at the end of period	20.9	36.2

Capital Expenditure

Observations:

- Fokker capital expenditure stable with additional aircraft due for maintenance in FY2023;
- Rolls-Royce program consistent with prior years. \$3 million of E190 engine maintenance provisioned in FY2023;
- Payments were made for the final nine E190 aircraft². Capital expenditure was also incurred on E190 entry into service maintenance checks, ferry flights, livery and other associated costs to enter 14 aircraft into the fleet; and
- The Rockhampton Hangar Project has commenced with earthworks commencing in December 2021. This is a fully funded project with total funded build cost to Alliance of \$30 million with \$9.8 million expended at balance date.

(\$ in millions)	30 June 2022 Actual	FY2023 Forecast
Existing fleet maintenance		
Cash outflows		
Base maintenance providers	6.8	8.5
Engine care program/Engine Maintenance	12.9	17.2
Other miscellaneous	1.8	4.0
Operating costs capitalised	1.7	2.5
Total cash outflows	23.2	32.2
Non-cash		
Parts from inventory used in base maintenance	14.3	8.7
Total existing fleet maintenance	37.5	40.9
Growth capital expenditure		
Cash outflows		
Embraer program	68.1	14.2
Rockhampton Hangar Project	9.8	20.2
Operating costs capitalised	3.2	1.5
Total cash outflows	81.1	35.9
Non-cash		
Parts from inventory used in base maintenance	2.2	1.5
Total growth capital expenditure	83.3	37.4
Total capital expenditure¹	120.8	78.3

¹ Equates to movement in PP&E plus depreciation (adjusted for Right of Use Depreciation)

² The nine aircraft include two on dry lease

Growth Strategy

FY2023 and beyond



← A6 K A6 →

Deploying the E190's

33 E190 aircraft have been acquired.

18 Contracted to Qantas

9 Alliance Fleet


3 Dry Lease

3 In Maintenance when at full capacity



	Dec-21	Mar-22	Jun-22	Sep-22	Dec-22	Q3FY23
Number of Aircraft in Australia	15	22	23	29	33	33
Number of Aircraft in Service	11	17	19	25	31	33
Annualised Block Hours Available	~33,000	~51,000	~57,000	~75,000	~93,000	~99,000

Rockhampton Maintenance Hangar



- The construction of a three bay 10,000 square metre maintenance facility at Rockhampton Airport is progressing as planned which commissioning expected in February 2023.
- As well as securing Alliance's supply chain with the onshoring of its base maintenance there are strong ESG outcomes resulting from the project:
 - Alliance's continued support of regional Australia with a development at Rockhampton Airport which will likely incentivise more aviation investment in the area
 - Alliance is looking to recruit up to 25 apprentices from the Rockhampton community with an indigenous commitment
 - The project has created local employment opportunities and Alliance will also advertise nationally for skilled personnel to relocate to the fast-growing Rockhampton region
 - State-of-the-art energy efficient building with a 100kw solar array and storage on site
 - Water harvesting with 500kl water tanks
 - The saving of approximately 1.5 million litres of fuel burn per annum.

Outlook

Observations:

- Contract revenue continue to be robust and is expected to increase both organically and with the addition of new clients; and
- The Embraer fleet expansion project will reap significant rewards from FY2023 onwards.

Alliance retains a positive outlook for the 2023 financial year. Investment in growth has occurred in FY2022 and FY2023 is the year to deliver increased profitability.

- Contract revenue will continue to grow organically along with significant opportunities for new client wins. The full year impact of transitioned clients will also occur in FY2023.
- Charter activity will benefit in the latter half of FY2023 as more capacity becomes available.
- Contracted wet lease revenues are forecast to increase significantly from FY2022 levels. This is predicated on there being no further COVID-19 impacts and Alliance's pilot training programme aligning to the plan.
- Alliance has three aircraft on dry lease as at reporting date. No further increase in dry lease aircraft forecast.
- RPT revenues will decrease during the year to align with Alliance's strategic goal of being a wholesaler of capacity. These revenues are an immaterial part of Alliance's business
- Alliance will have deployed 33 E190 aircraft by the end of January 2023.
- The Directors have formed the view that the best use of the Company's capital for the near term continues to be utilised on the completion of the substantial expansion program which will occur by January 2023. As a result, the Board has decided not to declare a dividend for the year ending 30 June 2022. Capital management continues to be a focus of the Board and an assessment on dividend payments will be completed as part of the 31 December 2022 interim review..

Other Information

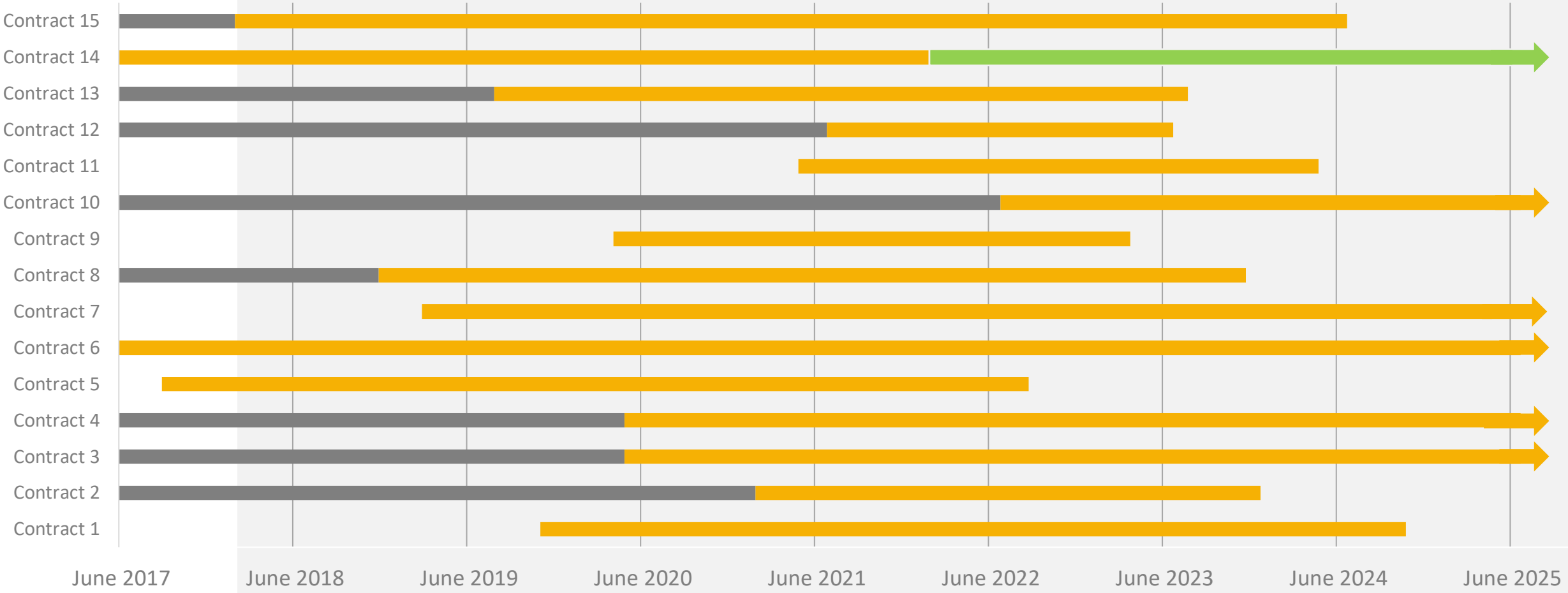
*For the year ended
30 June 2022*



Growing Contract Client Base¹

One contract renewal currently being negotiated with two due for renewal in FY2023. Opportunities for new contracts in FY2023.

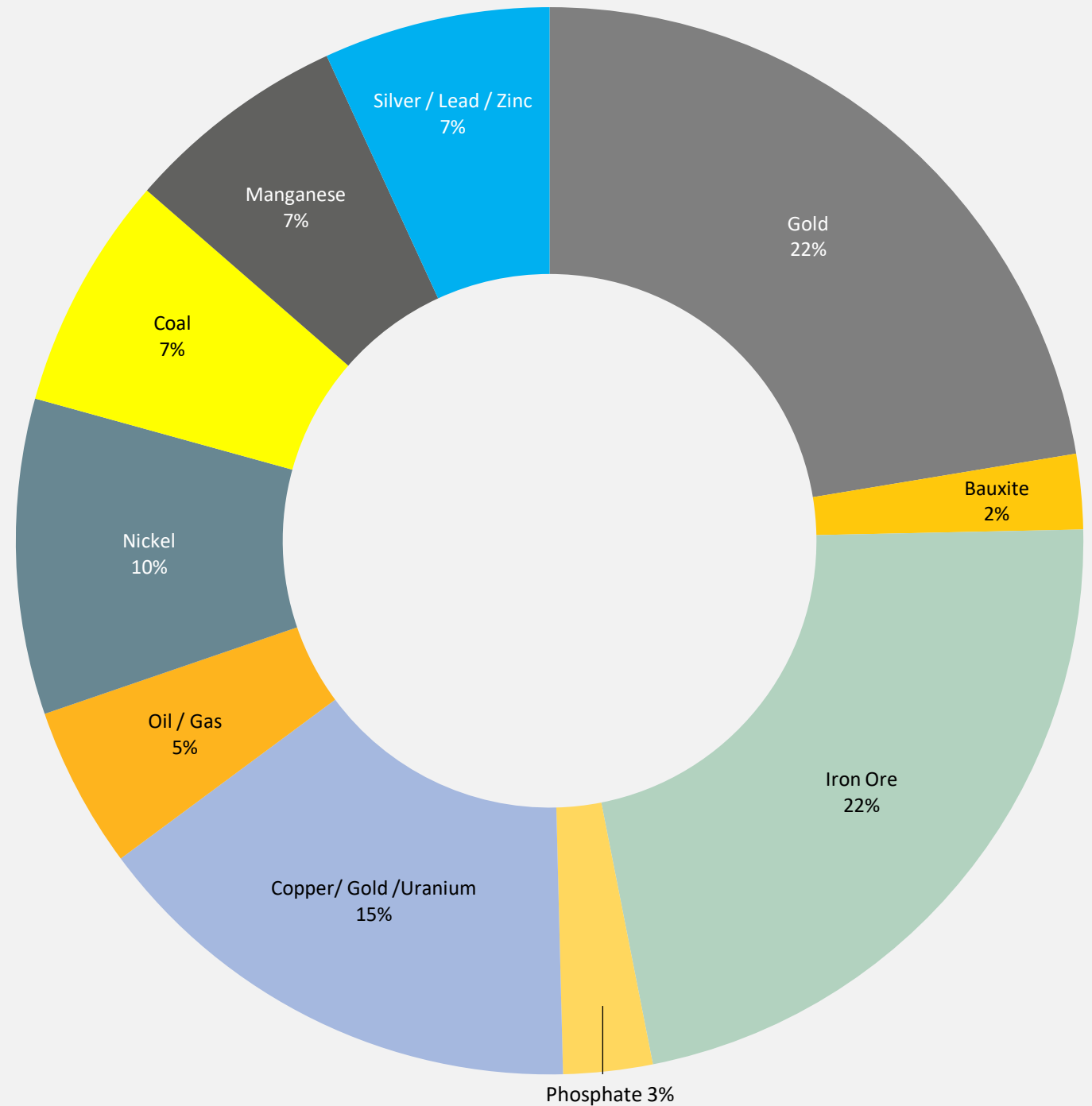
Previous contract
 Current contract
 In negotiation



¹ Top 15 FIFO contracts – FY22 Flight Revenue

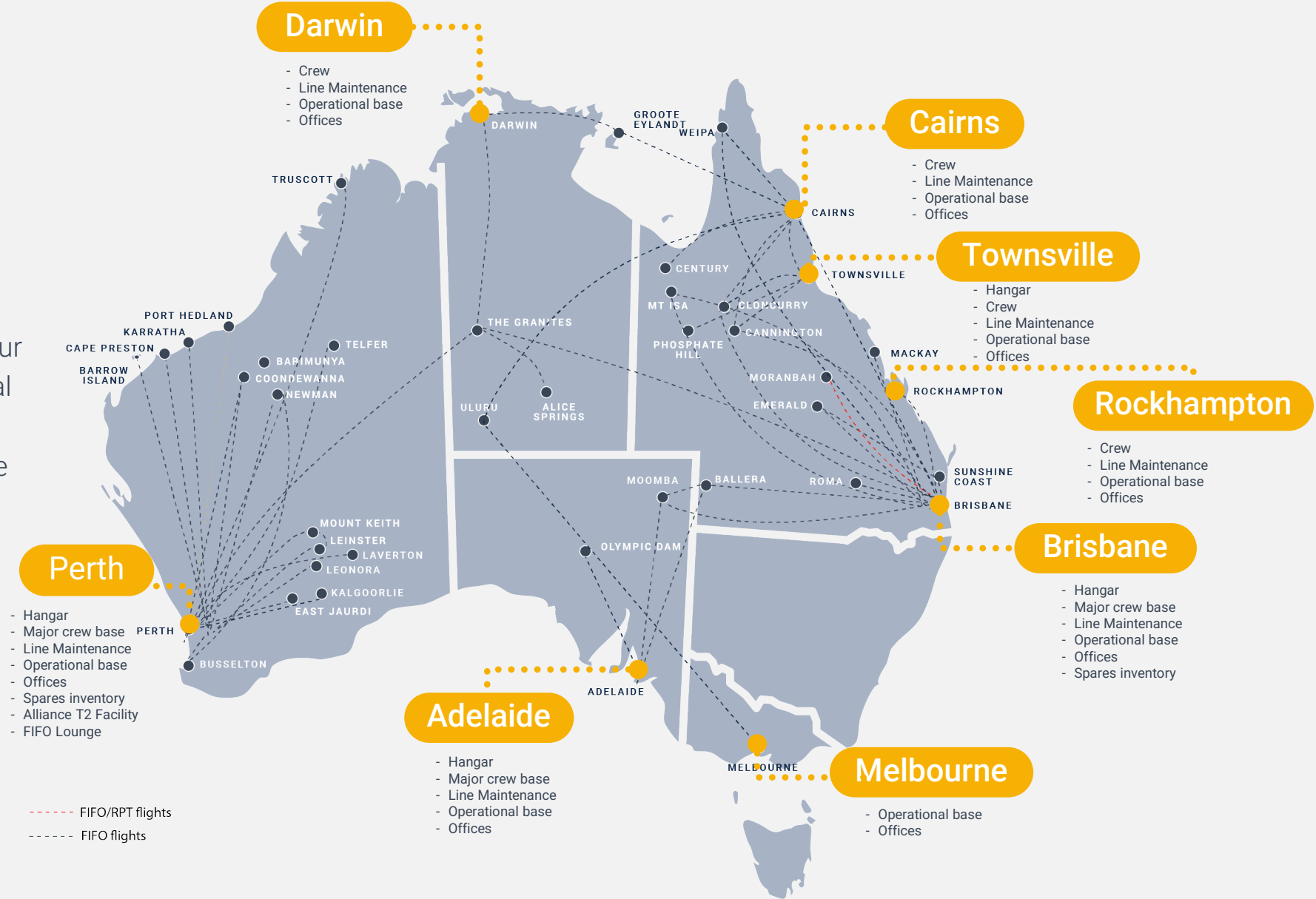
Commodity Exposure

Major commodity exposure as a percentage of FY2022 revenue by the top 15 contracted clients.



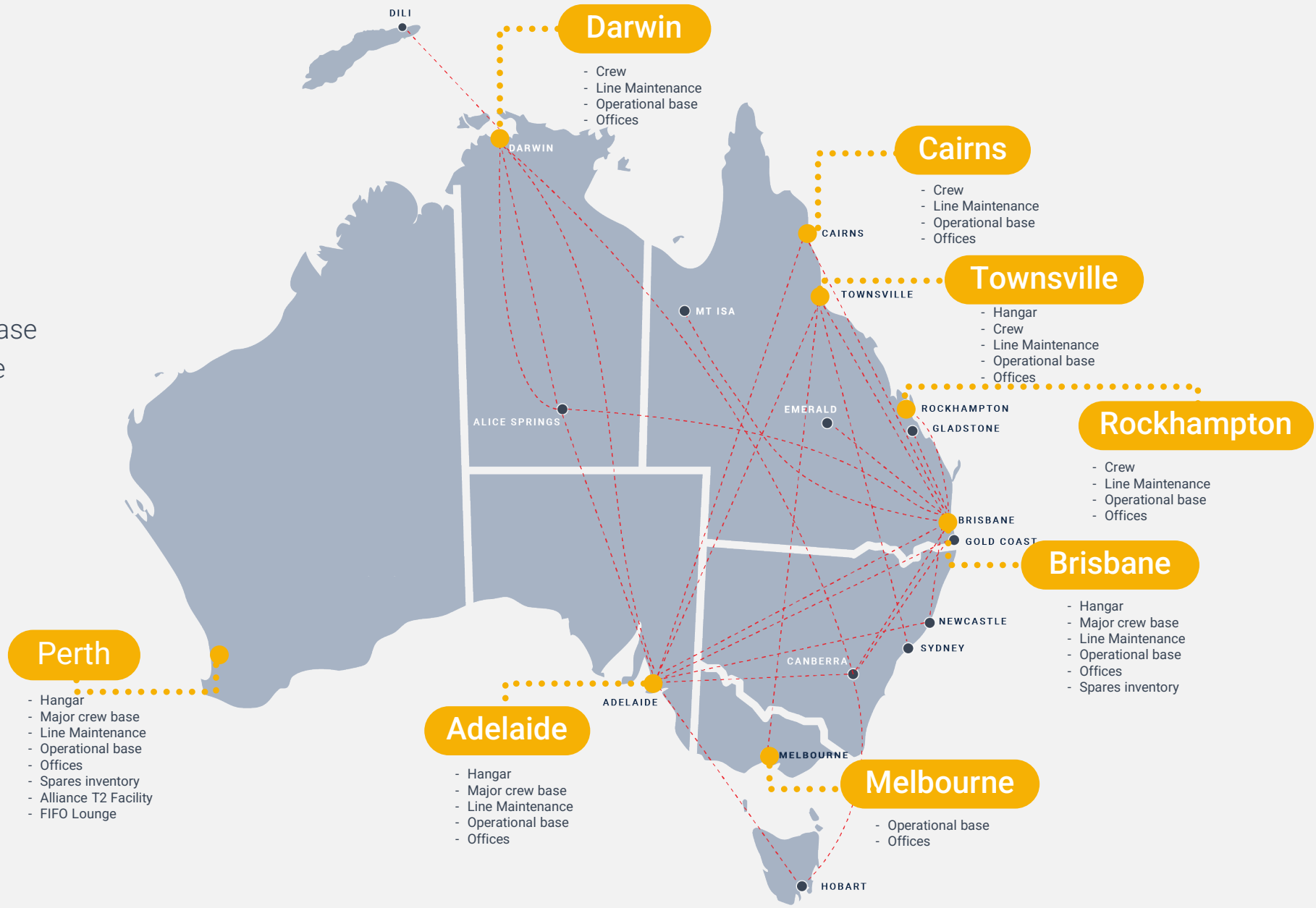
Footprint Contract

Alliance is the most successful charter operator in Australia. Our Australia wide network and local presence makes Alliance the number one choice for resource and energy sector companies.



Footprint Wetlease

Alliance is the premier wet lease operator for Australia and the Pacific.



ESG Overview

Environmental

Alliance is committed to embracing opportunities to manage and reduce its impact on the environment. The Company's current initiatives include:

- Contracting General Electric on a special project targeting a reduction of fuel consumption across its fleet.
- Alliance has changed its flight planning provider to one that enables flight path optimisation to reduce fuel consumption and increase efficiencies.
- Alliance offers all of its customers a 100% carbon offsetting solution under its emission offset program.
- The new Rockhampton hangar will be fitted with 500kl water harvesting and a 100kw solar array and related on-site storage.

Social

Alliance is dedicated to supporting the people and communities that it services and operates in.

- Alliance recognises the responsibility the private sector has in creating work opportunities and upskilling staff. There are currently 8 personnel completing their apprenticeship in Alliance.
- Alliance hosted its third Hangar2Hangar cycling event in April 2022 and raised \$150,000 for Breast Cancer Network Australia.
- Alliance proudly sponsors a number of sporting and community groups across Australia. This year it sponsored the Queensland Reds Rugby team.
- Alliance is supporting Foodbank, one of the largest hunger relief charities in Australia, by funding the acquisition of a refrigerated truck for its operations.
- The Rockhampton Hangar project is also delivering significant social benefits.

Governance

The Alliance Board has ultimate responsibility of the Company and the systems, policies and procedures in place to ensure its acting as a good corporate citizen.

- ESG Risks are incorporated and monitored through the Board risk management framework.
- The Board monitors developments in laws, regulations, ASX principles and business practices to ensure an effective governance framework is in place.
- Safety is the most important operational requirement for Alliance. Alliance has retained its IOSA safety accreditation from IATA since it being first awarded in FY16.
- Alliance also retained its Gold Basic Aviation Risk Standard.

Operational Performance



96% O
T
P

Alliance Airlines delivered a 96% on time performance figure for the financial year.

Fokker Fleet Forecast FY2023



F100 – 100 Seat Jet Aircraft
No. in fleet – 24



F70 – 80 Seat Jet Aircraft
No. in fleet - 13

E190 Fleet Forecast FY2023



E190 – 94-114 Seat Jet Aircraft
No. in operating fleet – 33
No. in service for Qantas - 18
No. in service for Alliance – 9
No. in service on dry lease - 3
No. in maintenance at full capacity - 3

Safety Certifications



IOSA
certification renewal in
FY2022



BARS Gold standard
maintained



AOC issued by CASA



Disclaimer

Reliance on third party information

This presentation was prepared by Alliance Aviation Services Limited (ACN 153 361 525) (“Alliance”). Certain market and industry data used in this presentation may have been obtained from research, surveys or studies conducted by third parties, including industry or general publications. Neither Alliance nor its representatives have independently verified any such market or industry data provided by third parties or industry or general publications.

Presentation is summary only

This presentation is for information purposes only and is a summary only. It should be read in conjunction with Alliance’s Annual Report for the year ended 30 June 2022 and Alliance’s other periodic and continuous disclosure information lodged with the Australian Securities Exchange (ASX), which is available at www.asx.com.au. The content of this presentation is provided as at the date of this presentation (unless otherwise stated). Reliance should not be placed on information or opinions contained in this presentation and, subject only to any legal obligation to do so, Alliance does not have any obligation to correct or update the content of this presentation.

Not investment advice

This presentation does not and does not purport to contain all information necessary to make an investment decision, is not intended as investment or financial advice (nor tax, accounting or legal advice), must not be relied upon as such and does not and will not form any part of any contract or commitment for the acquisition of shares in Alliance. Any decision to buy or sell securities or other products should be made only after seeking appropriate financial advice. This presentation is of a general nature and does not take into consideration the investment objectives, financial situation or particular needs of any particular investor. Alliance is not licensed to provide financial product advice in respect of its shares.

No offer of securities

This presentation is for information purposes only and is not a prospectus, product disclosure statement or other offering document under Australian law or any other law (and will not be lodged with the Australian Securities and Investments Commission (ASIC) or any other foreign regulator). This presentation is not, and does not constitute, an invitation or offer of securities for subscription, purchase or sale in any jurisdiction.

Past Performance

Past performance, including past share price performance of Alliance and pro forma financial information given in this Presentation, is given for illustrative purposes only and should not be relied upon as (and is not) an indication of Alliance’s views on its future financial performance or condition. Past performance of Alliance cannot be relied upon as an indicator of (and provides no guidance as to) the future performance of Alliance. Nothing contained in this presentation, nor any information made available to you is, or shall be relied upon as, a promise, representation, warranty or guarantee, whether as to the past, present or future.



Disclaimer (cont.)

Future performance and forward-looking statements

This Presentation contains certain “forward-looking statements”. The words “expect”, “anticipate”, “estimate”, “intend”, “believe”, “guidance”, “should”, “could”, “may”, “will”, “predict”, “plan” and other similar expressions are intended to identify forward-looking statements. Indications of, and guidance on, future earnings and financial position and performance are also forward-looking statements. Forward-looking statements, opinions and estimates provided in this Presentation are based on assumptions and contingencies that are subject to change without notice and involve known and unknown risks and uncertainties and other factors that are beyond the control of Alliance, its directors and management. This includes statements about market and industry trends, which are based on interpretations of current market conditions.

No Liability

To the maximum extent permitted by law, neither Alliance or any of its shareholders, directors, officers, agents, employees or advisers accepts, and each expressly disclaims, any liability, including without limitation any liability arising from fault or negligence, for any errors or misstatements in, or omissions from, this presentation or any direct, indirect or consequential loss arising from the use of this presentation or its contents or otherwise arising in connection with it.